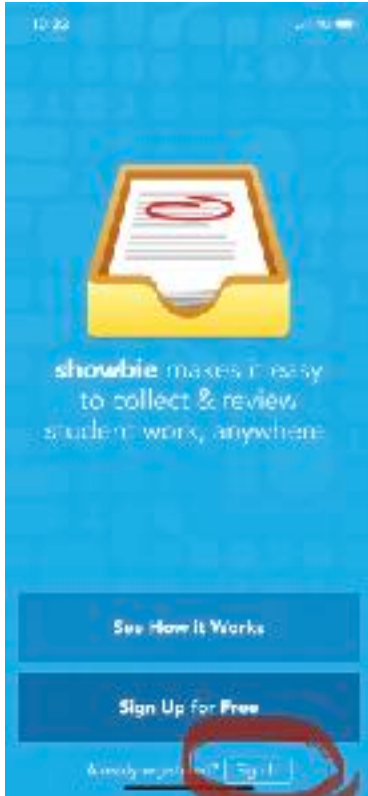


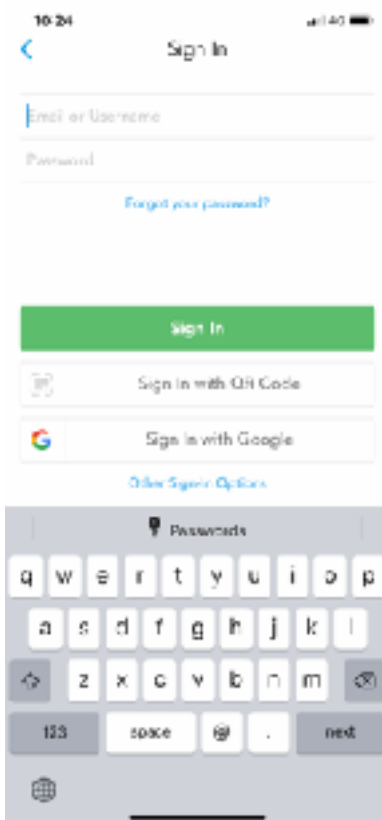


Showbie App - Initial Set Up

Please allow notifications. This will allow you to see when new work has been added to Showbie.



Step 1: Download the free Showbie app onto any device. Select sign in at the bottom of the opening page.

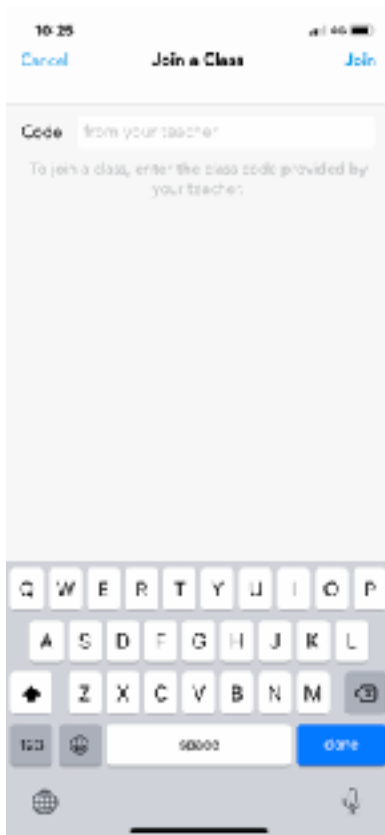


Step 2: Enter your child's login details. These have been provided on a login sheet for each child.

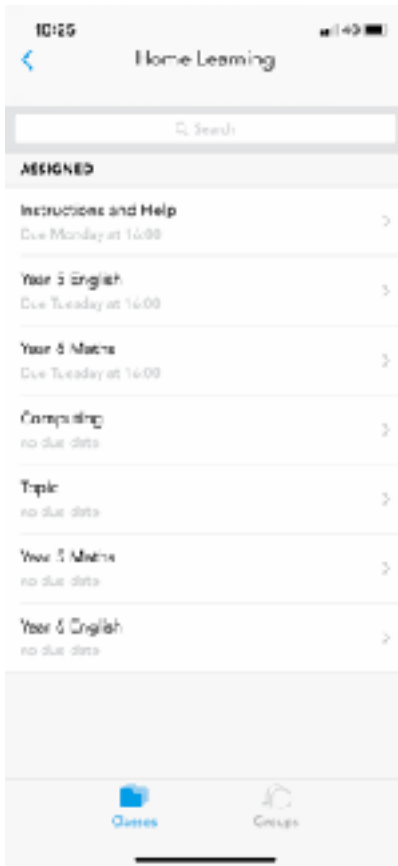
HELP! If your login details do not work, you can select sign up. Simply add your child's full name and create a username and password. There is no need to add an email account. Then continue to the next step.



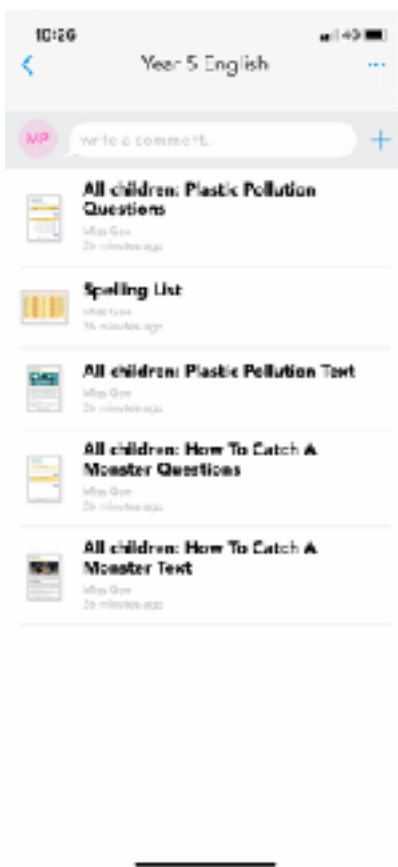
Step 3: Once logged in, your child's name will appear at the top of the app. At first, there will not be any classes visible. Select the blue + sign at the top of the app to join a class.



Step 4: Enter the unique class code for your child's year group. This will be sent out via Parent App.

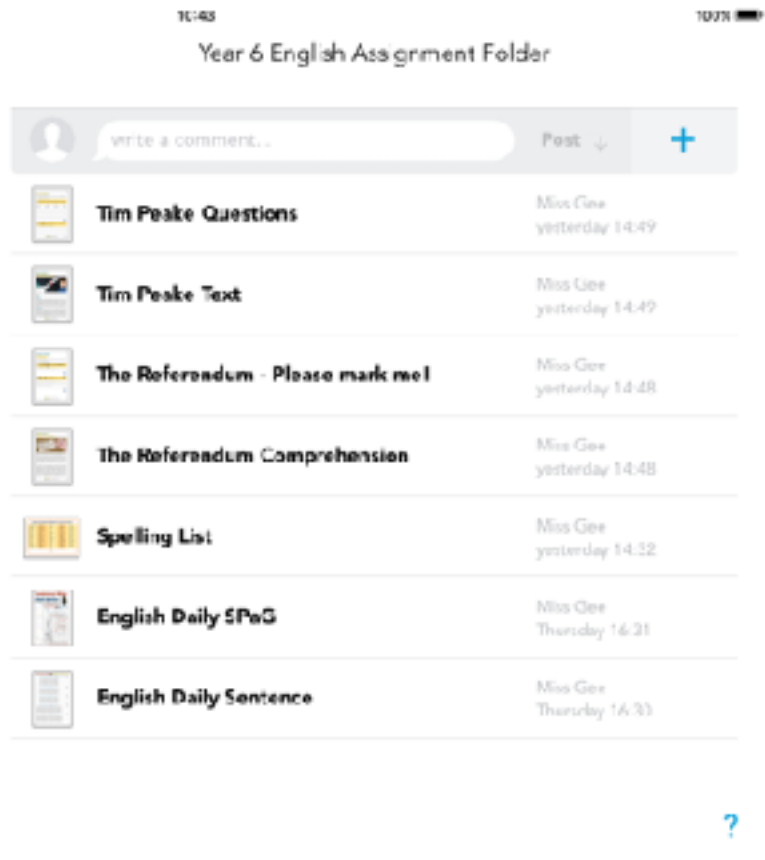


Step 5: A class called Home Learning should now be visible. This is where all the learning activities will be posted. Select the folder called Home Learning. Here, a menu will appear with different class selections. There will also be a section called “Help” - in this folder will be a selection of useful weblinks and some instructions.



Step 6: Select the different classes. Within the class will be a variety of activities. Some activities will be for all children, some activities will have the name of your child’s class teacher. Children should complete the tasks under the teacher’s name who usually teaches them for that subject. For example, if your child is taught Maths by Miss Highfield, they will complete the activities named “All children” or “Miss H”

Completing Work



Select the document you want to work on.
Remember to complete the tasks with your
teacher's name on.

iPad 10:44 100%

Done

Deepening Understanding
UKS2 Non-fiction Text

This set of questions is based upon the text 'Biography of Tim Peake' by Laura Curtis.

Q1 Choose one of the skills that Tim Peake learnt as a child. Explain how it may have helped him as an astronaut.

resilience determination communication teamwork

Test

Test

Mya Potter Mar 18, 10:44am

2 Marks

Q2 Give two ways in which we know that Tim Peake was a successful pilot in the military.

2 Marks

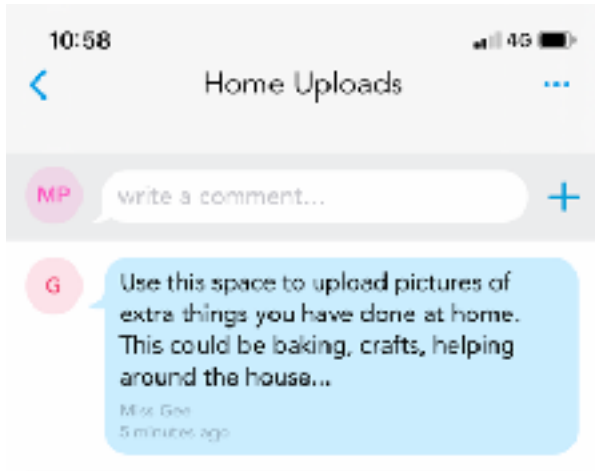
 © Deepening Understanding (©) 2018
Photocopiable for educational purposes only

You can edit the document using the tools at the top. Please note, documents cannot be edited on a mobile device.

Zoom in and use the pen to write your answers, or use the T 'tool' to type your answers. These will then need to be dragged into place.

To save, simply click "done" at the top left of the page. This will then save and your teacher will be able to view your work.

Communicating with your teacher and uploading images



Use the Home Uploads folder to upload pictures of things you have done at home, or work you have completed on paper. Simply click the + button and select the options.

You can use this section to write a comment to your teacher if you have found something tricky, you need some extra help, or if you really enjoyed a task. Please remember to use this feature appropriately.

Please note that the response WILL NOT be immediate, however we will endeavour to help as much as possible, when possible.

